

# 工事写真報告書

工事番号 平成 25 年度

工事名 T 様 邸

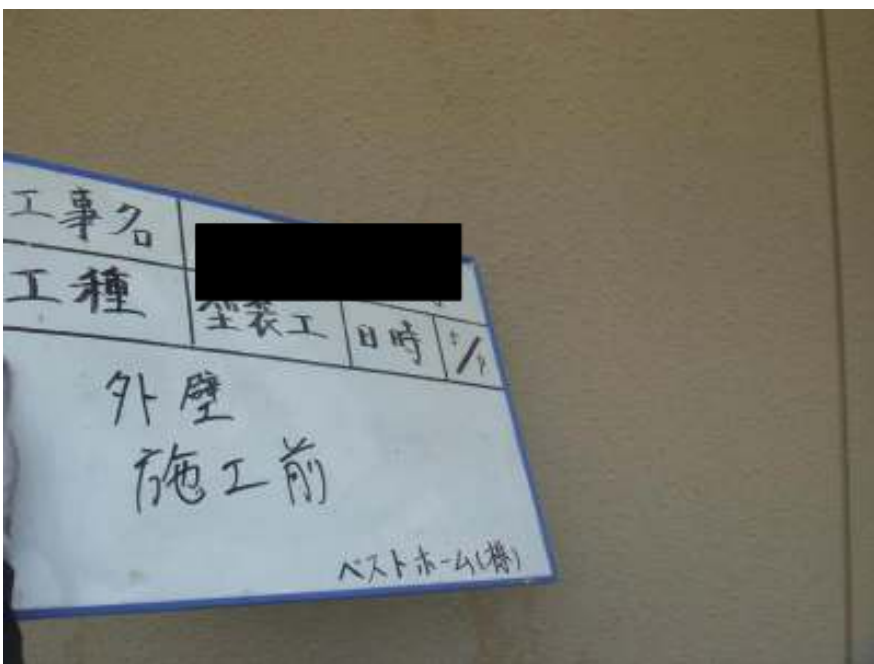
工事箇所 屋根・外壁塗装工事

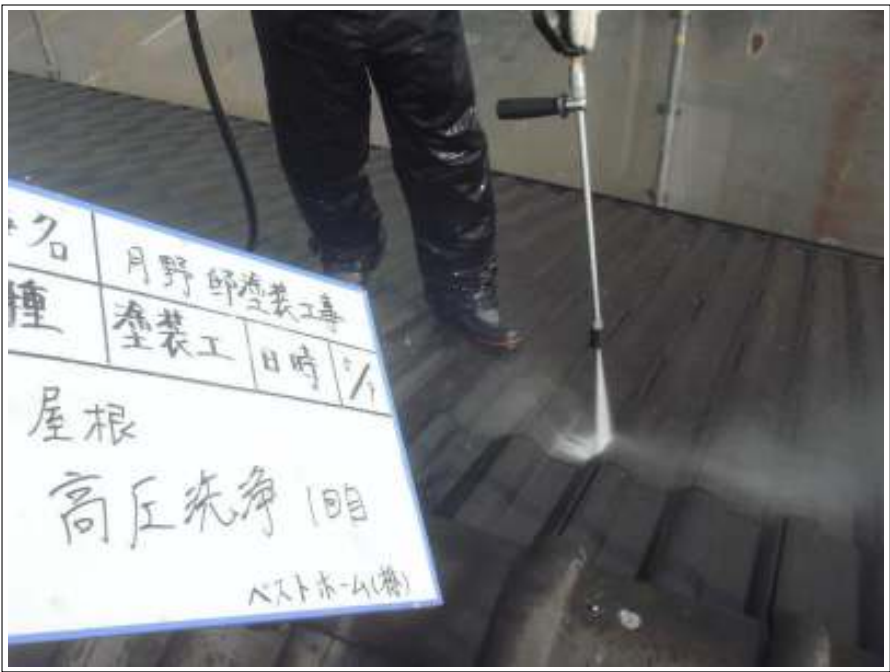
工事住所 京都郡 苅田町 与原

工期 着手 平成 25 年 5 月 9 日

竣工 平成 25 年 5 月 18 日

工事施工者 ベストホーム株式会社





屋根高圧洗浄施工状況 (1回目)

---

---

---

---

---

---

---

---



屋根高圧洗浄施工中 (1回目)

---

---

---

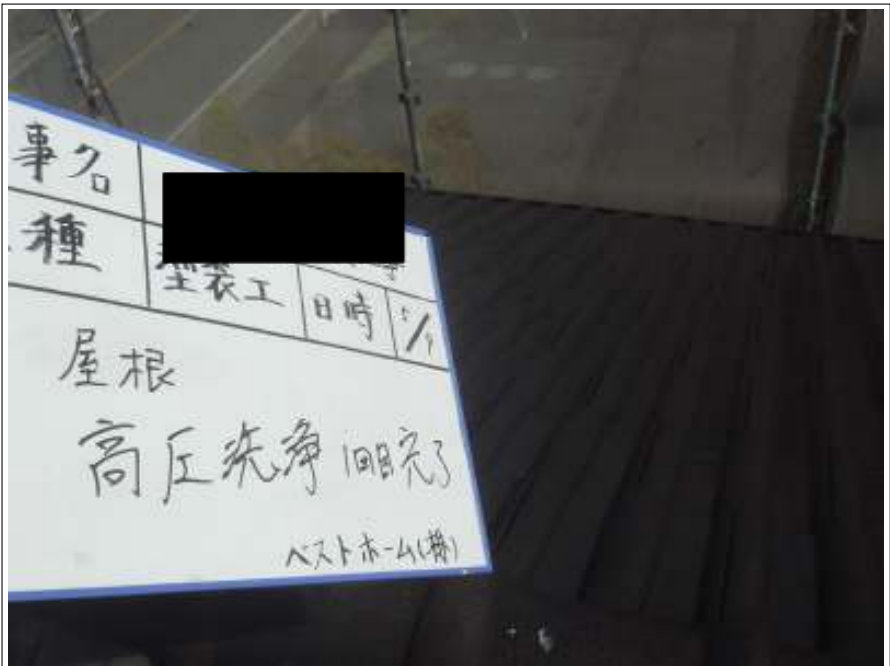
---

---

---

---

---



屋根高圧洗浄施工完了 (1回目)

---

---

---


---

---

---

---

---



屋根高圧洗浄施工状況 (2回目)

---

---

---

---

---

---

---

---



屋根高圧洗浄施工中 (2回目)

---

---

---

---

---

---

---

---



屋根高圧洗浄施工完了 (2回目)

---

---

---

---

---

---

---

---



外壁高圧洗浄施工状況

---

---

---

---

---

---

---

---



外壁高圧洗浄施工中

---

---

---

---

---

---

---

---



軒天・樋高圧洗浄施工状況

---

---

---

---

---

---

---

---



玄関前タイル高圧洗浄施工状況

---

---

---


---

---

---

---

---



玄関前タイル高圧洗浄施工中

---

---

---


---

---

---

---

---



玄関前タイル高圧洗浄施工状況

---

---

---

---

---

---

---

---



玄関前タイル高圧洗浄施工中

---

---

---

---

---

---

---

---



土間高圧洗浄施工状況

---

---

---

---

---

---

---

---



土間高圧洗浄施工中

---

---

---

---

---

---

---

---



塀高圧洗浄施工状況

---

---

---

---

---

---

---

---



塀高圧洗浄施工中

---

---

---

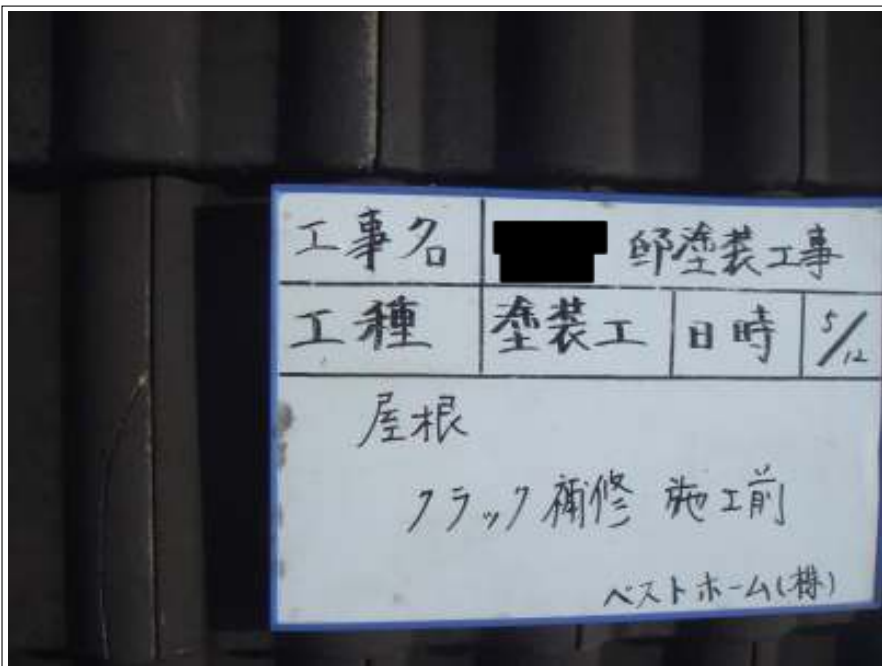
---

---

---

---

---



屋根クラック補修施工前

---

---

---

---

---

---

---

---



屋根クラック補修施工前

---

---

---

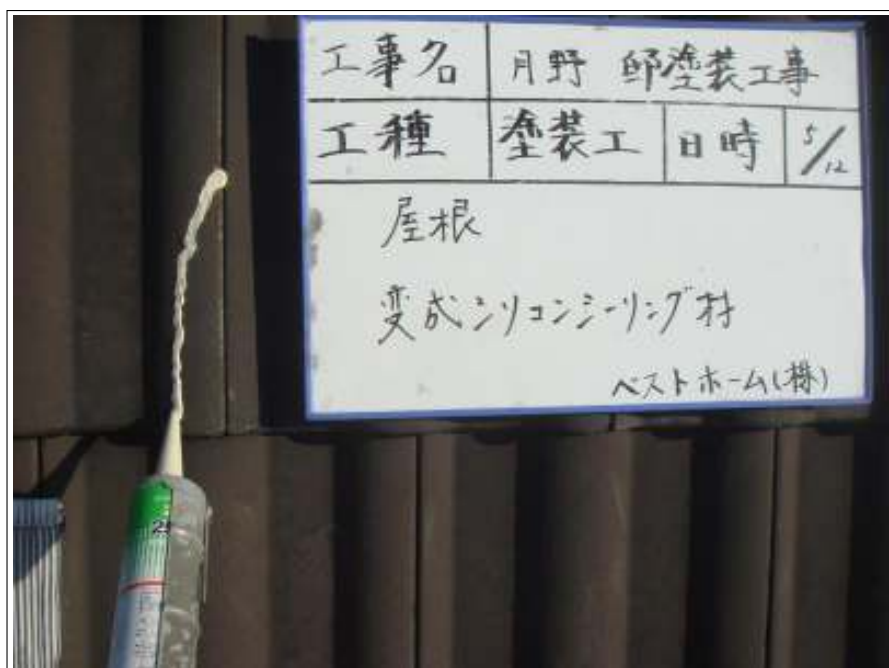
---

---

---

---

---



屋根クラック補修施工状況

---

---

---

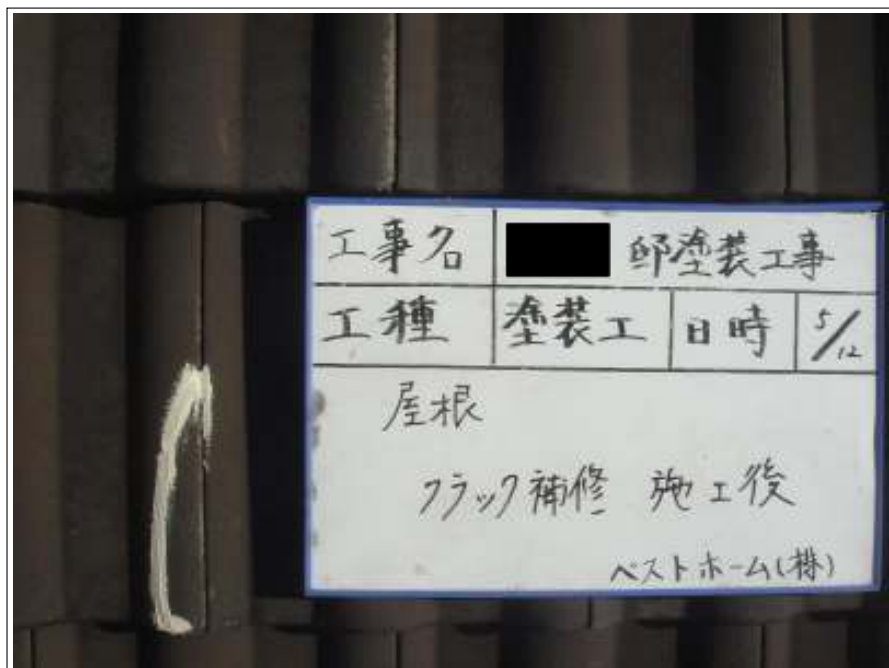
---

---

---

---

---



屋根クラック補修施工完了

---

---

---

---

---

---

---

---



屋根クラック補修施工完了

---

---

---

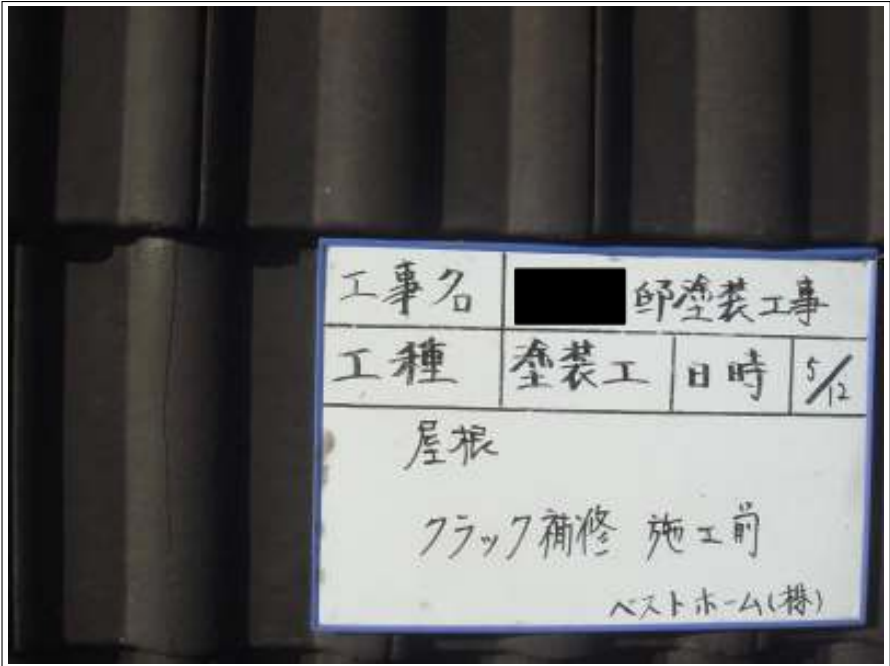
---

---

---

---

---



屋根クラック補修施工前

---

---

---


---

---

---

---

---



屋根クラック補修施工前

---

---

---

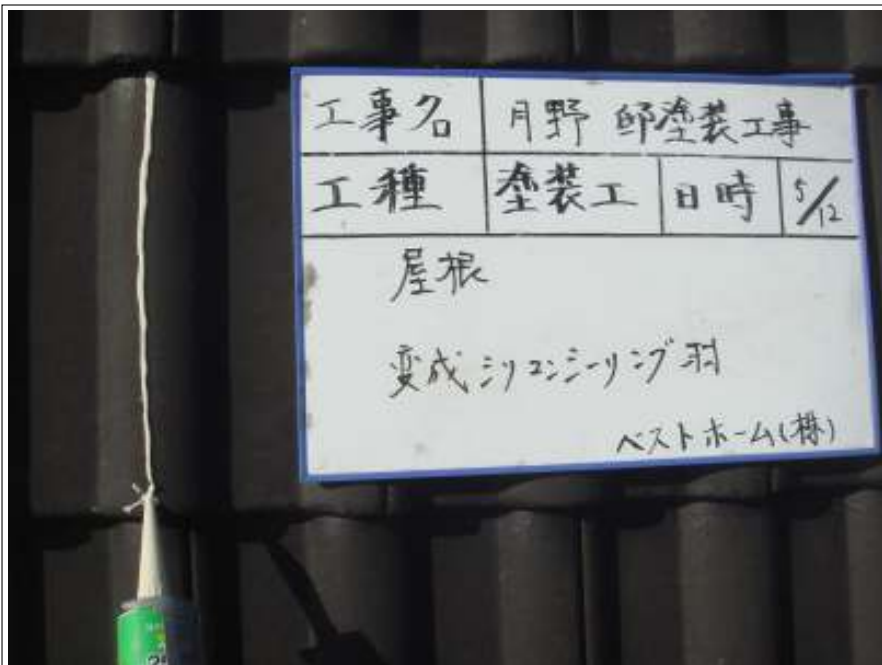
---

---

---

---

---



屋根クラック補修施工状況

---

---

---

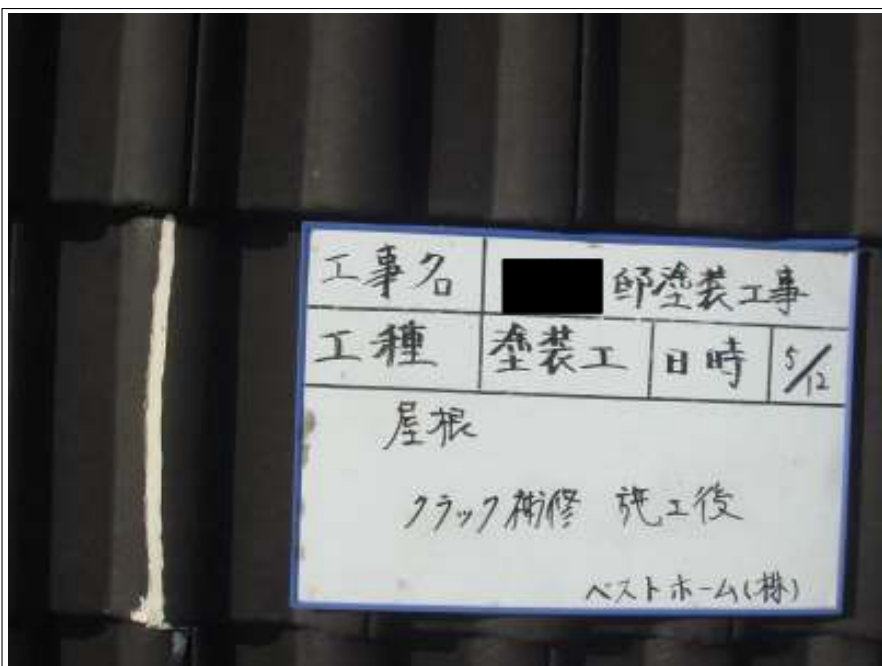
---

---

---

---

---



屋根クラック補修施工完了

---

---

---

---

---

---

---

---



屋根クラック補修施工完了

---

---

---

---

---

---

---

---



屋根クラック補修施工前

---



---



---



---



---



---



---



---



屋根クラック補修施工前

---



---



---



---



---



---



---



---



屋根クラック補修施工状況

---



---



---



---



---



---



---



---



屋根クラック補修施工完了

---

---

---

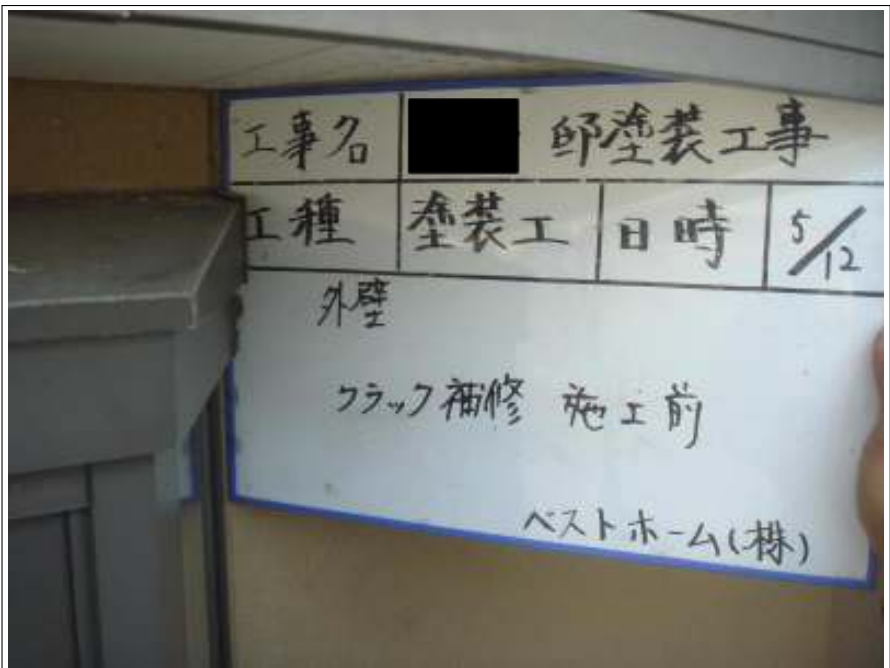
---

---

---

---

---



外壁クラック補修施工前

---

---

---

---

---

---

---

---



外壁クラック補修施工前

---

---

---

---

---

---

---

---



外壁クラック補修施工状況

---

---

---

---

---

---

---

---



外壁クラック補修施工完了

---

---

---

---

---

---

---

---



外壁クラック補修施工完了

---

---

---

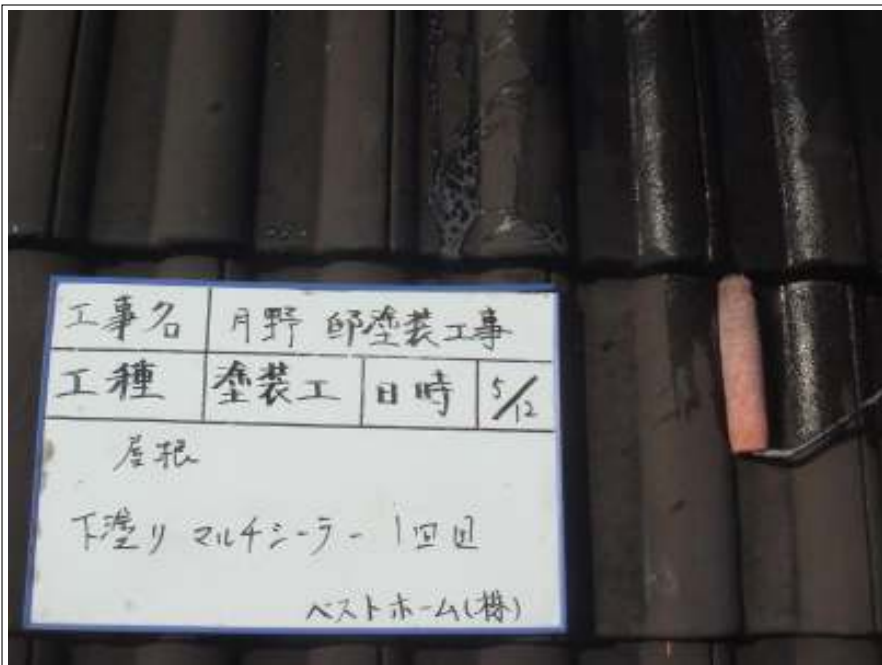
---

---

---

---

---



屋根下塗り施工状況 (1回目)

---

---

---

---

---

---

---

---



屋根下塗り施工中 (1回目)

---

---

---

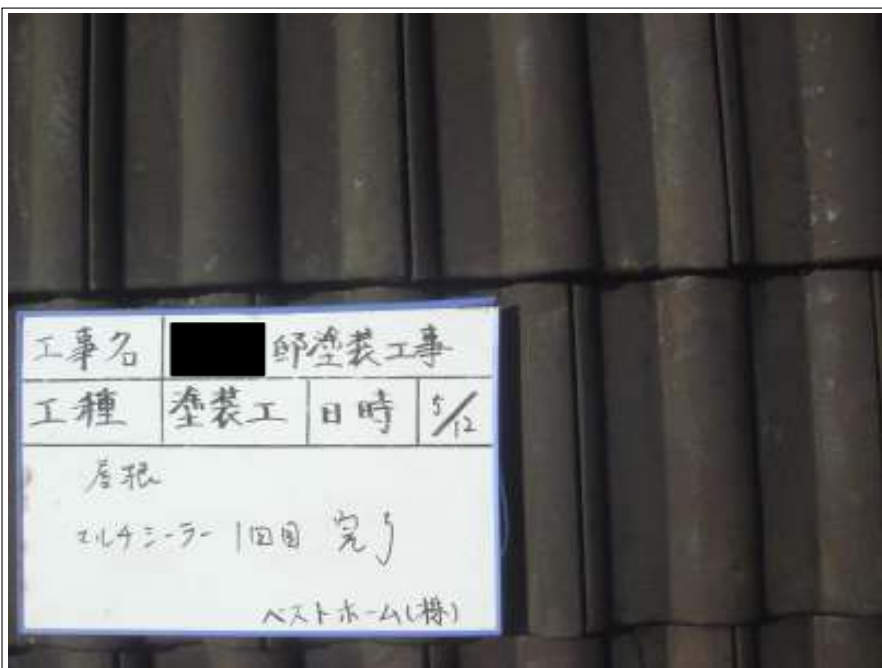
---

---

---

---

---



屋根下塗り施工完了 (1回目)

---

---

---

---

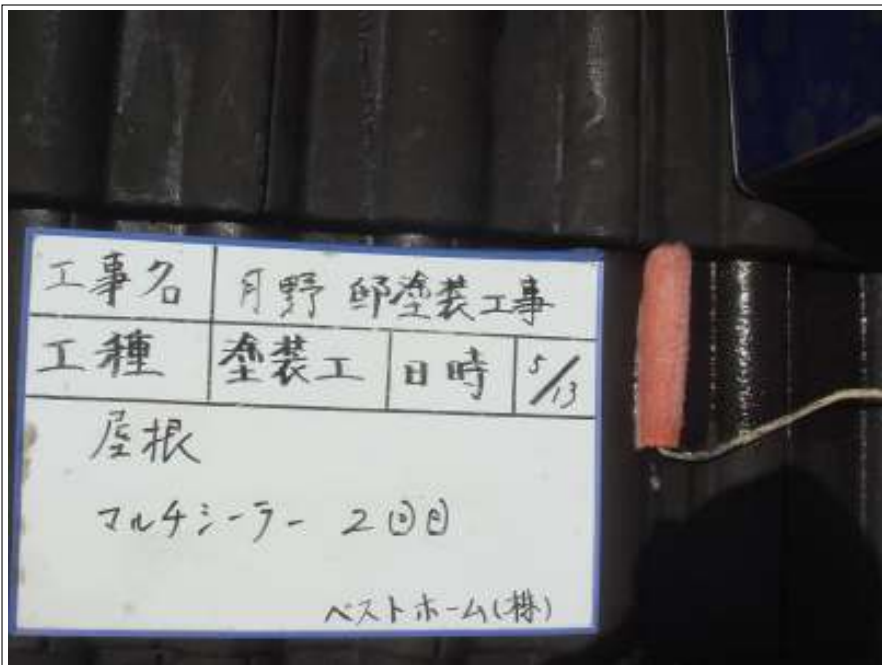
---

---

---

---

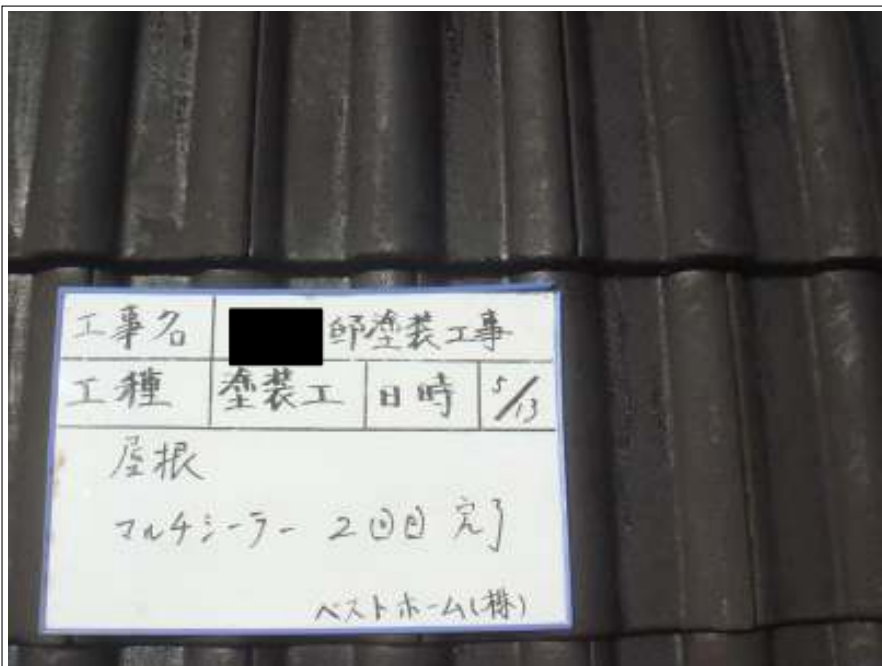
屋根下塗り施工状況 (2回目)



屋根下塗り施工中 (2回目)



屋根下塗り施工完了 (2回目)





屋根上塗り施工状況 (1回目)

---

---

---

---

---

---

---

---



屋根上塗り施工中 (1回目)

---

---

---

---

---

---

---

---



屋根上塗り施工完了 (1回目)

---

---

---

---

---

---

---

---



屋根上塗り施工状況 (2回目)

---

---

---

---

---

---

---

---

---

---



屋根上塗り施工中 (2回目)

---

---

---

---

---

---

---

---

---

---



屋根上塗り施工完了 (2回目)

---

---

---

---

---

---

---

---

---

---



屋根上塗り施工完了 (2回目)

---

---

---


---

---

---

---

---



外壁下塗り施工状況

---

---

---

---

---

---

---

---



外壁下塗り施工中

---

---

---

---

---

---

---

---



外壁下塗り施工完了

---

---

---

---

---

---

---

---



外壁中塗り施工状況

---

---

---

---

---

---

---

---



外壁中塗り施工中

---

---

---

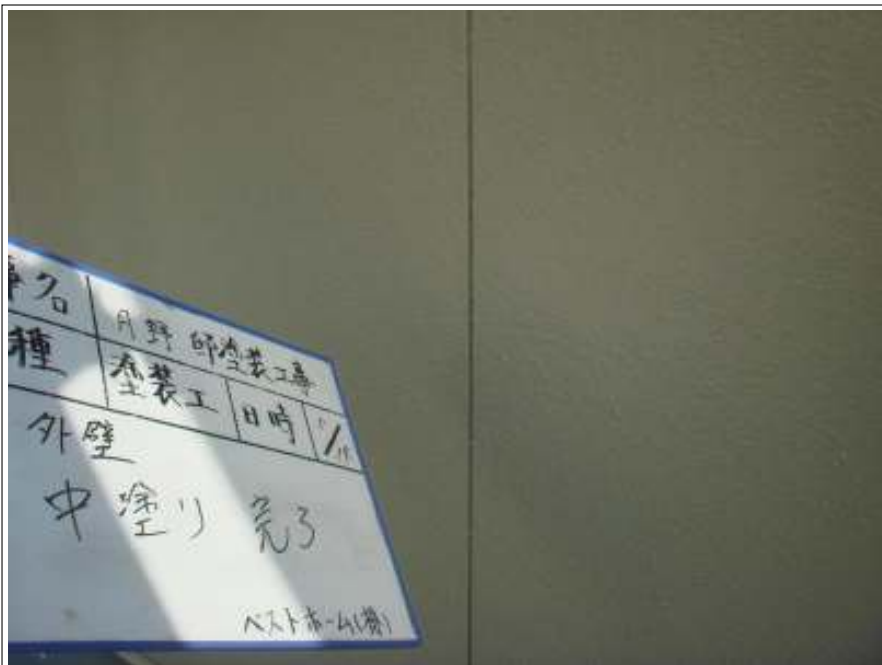
---

---

---

---

---



外壁中塗り施工完了

---

---

---

---

---

---

---

---



外壁上塗り施工状況

---

---

---

---

---

---

---

---



外壁上塗り施工中

---

---

---

---

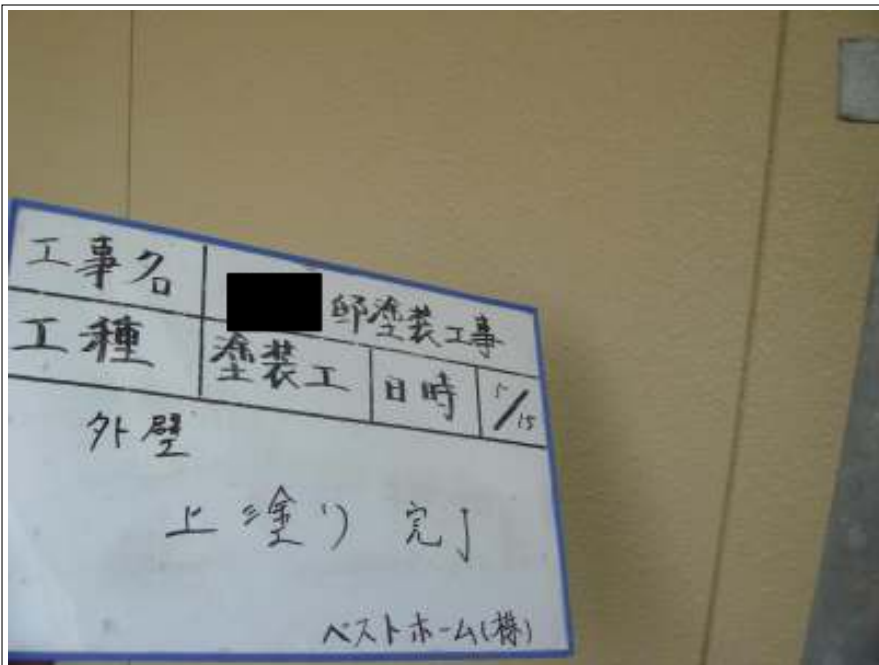
---

---

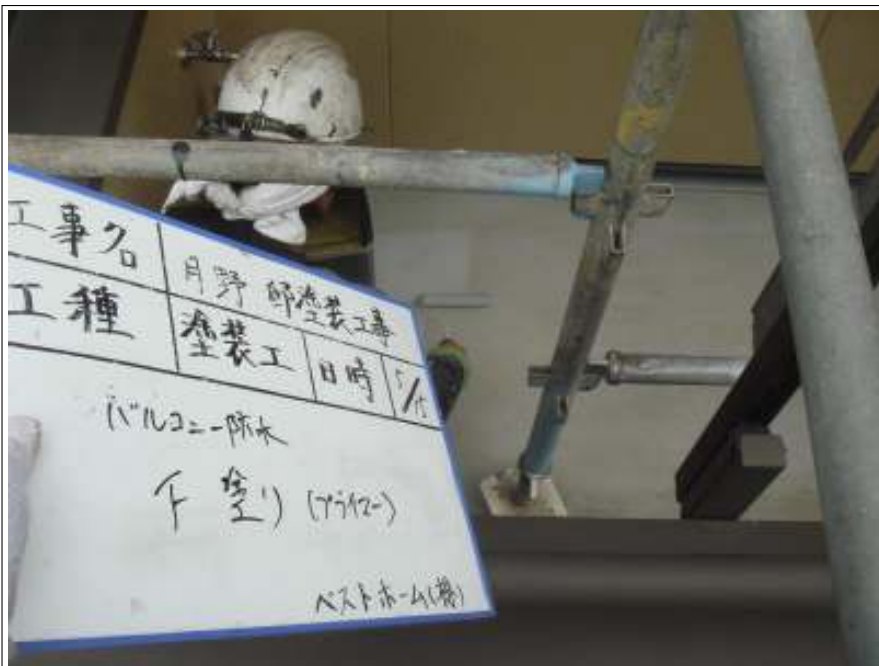
---

---

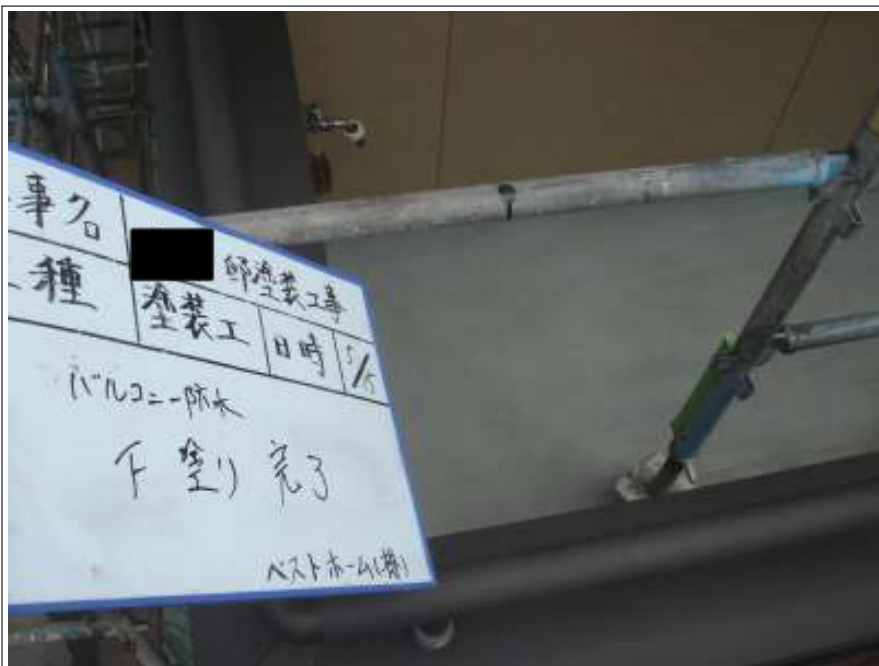
外壁上塗り施工完了

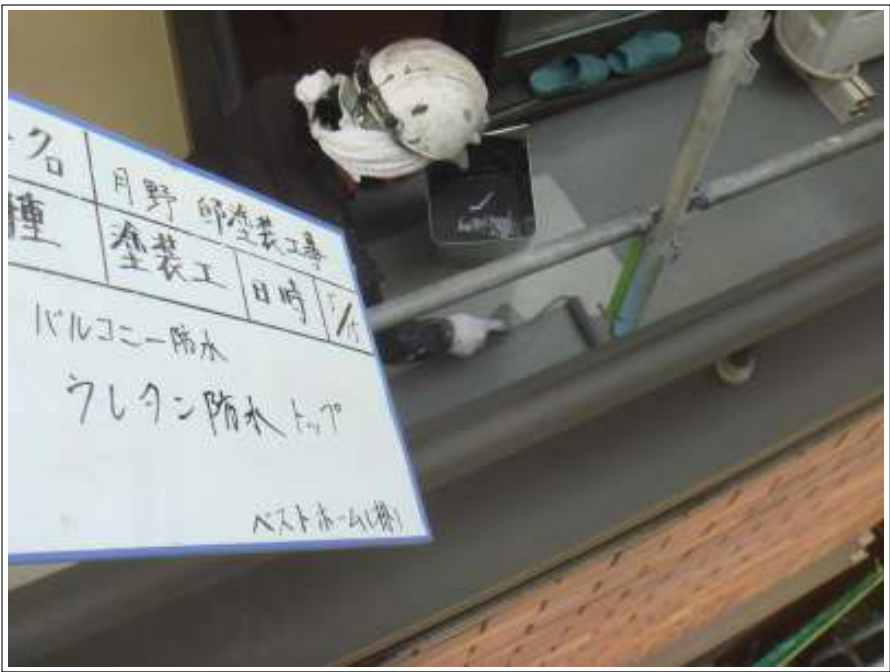


バルコニー下塗り施工状況



バルコニー下塗り施工完了





バルコニー上塗り施工状況

---

---

---

---

---

---

---

---



バルコニー上塗り施工中

---

---

---

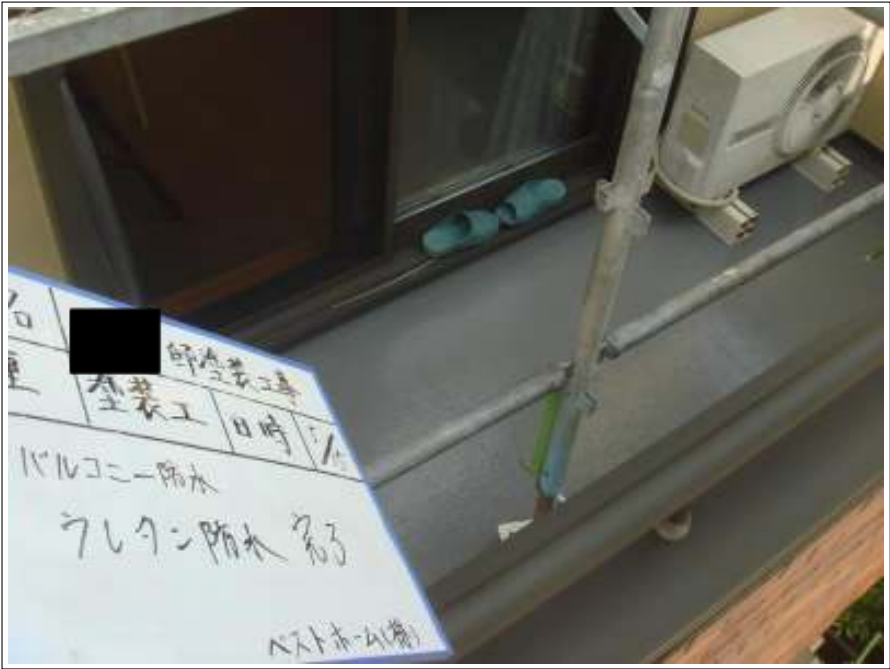
---

---

---

---

---



バルコニー上塗り施工完了

---

---

---

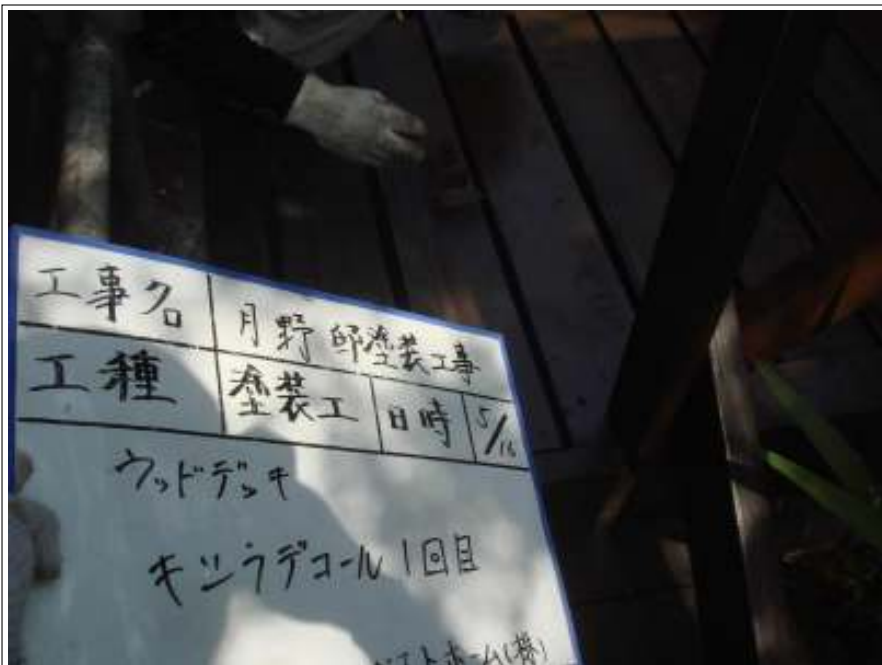
---

---

---

---

---



ウッドデッキ施工状況 (1回目)

---

---

---

---

---

---

---

---



ウッドデッキ施工中 (1回目)

---

---

---

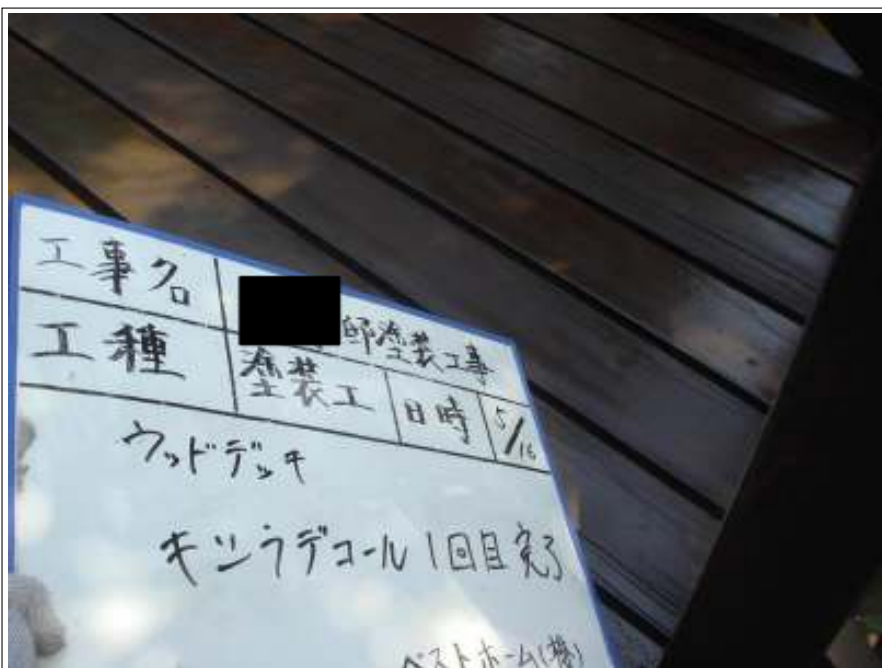
---

---

---

---

---



ウッドデッキ施工完了 (1回目)

---

---

---

---

---

---

---

---



ウッドデッキ施工状況 (2回目)

---

---

---

---

---

---

---

---



ウッドデッキ施工中 (2回目)

---

---

---

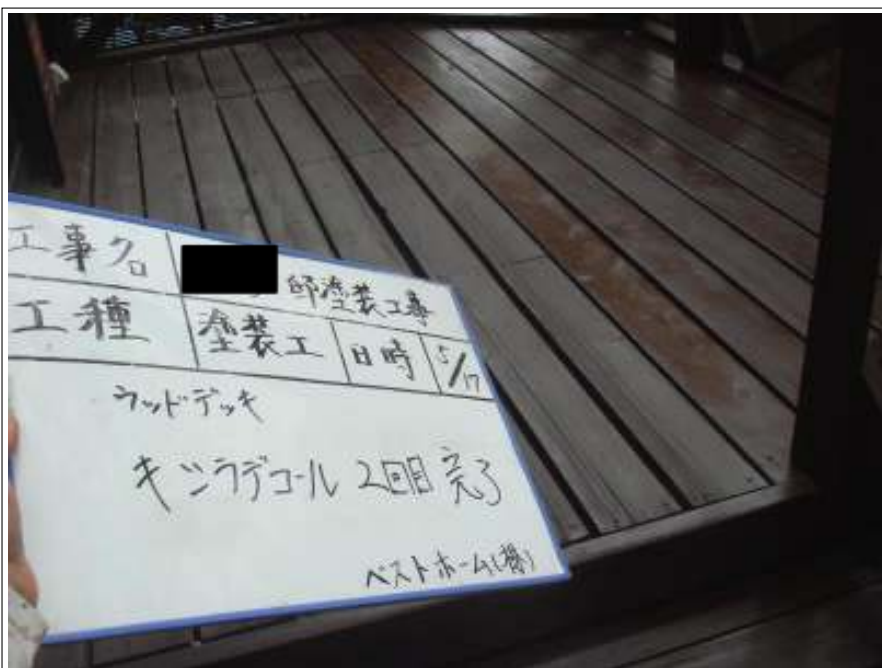
---

---

---

---

---



ウッドデッキ施工完了 (2回目)

---

---

---

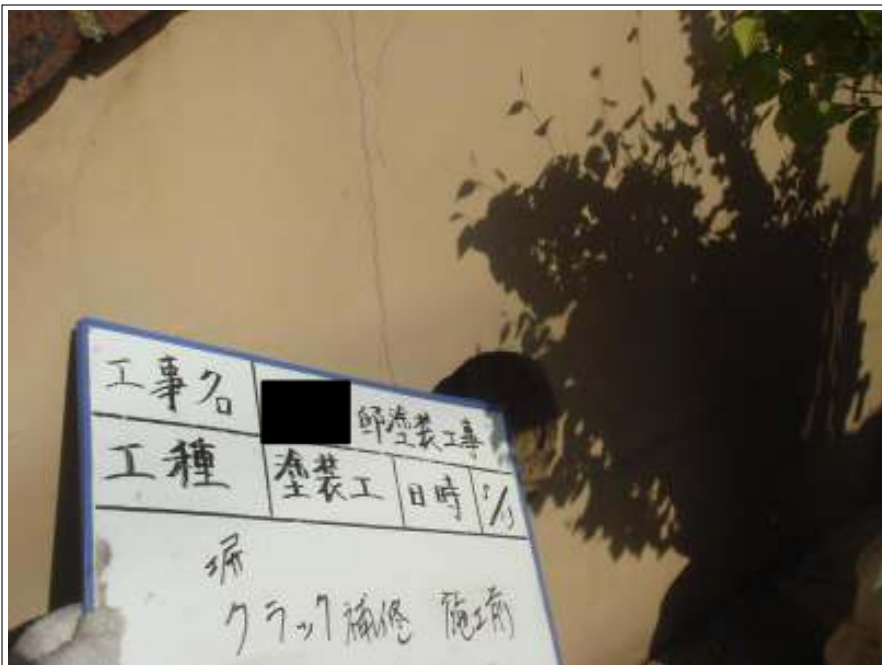
---

---

---

---

---



塀クラック補修施工前

---

---

---

---

---

---

---

---



塀クラック補修施工前

---

---

---

---

---

---

---

---



塀クラック補修施工前

---

---

---

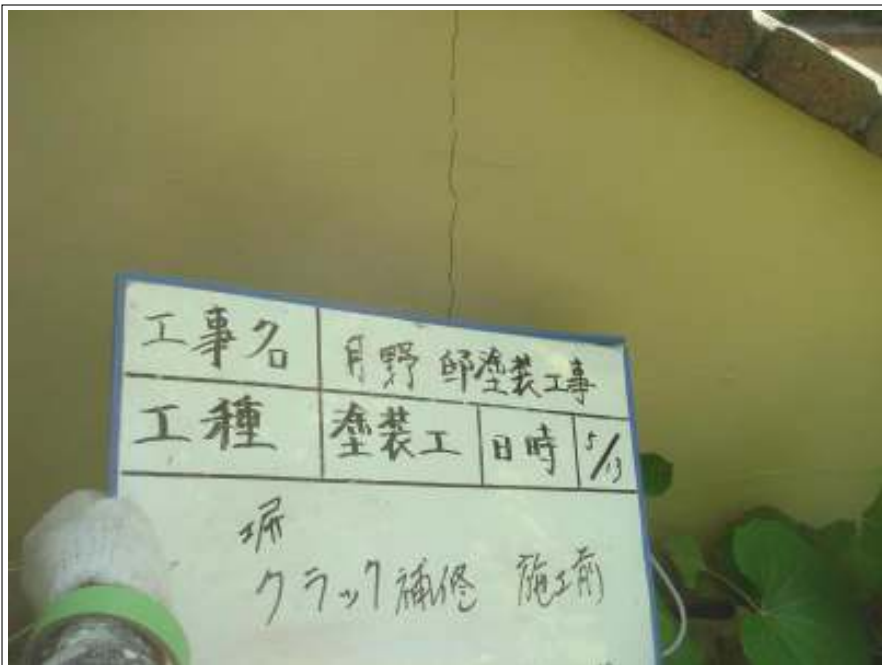
---

---

---

---

---



塀クラック補修施工前

---

---

---


---

---

---

---

---



塀クラック補修施工前

---

---

---

---

---

---

---

---



塀クラック補修施工前

---

---

---

---

---

---

---

---



塀クラック補修施工前

---



---



---



---



---



---



---



---



塀クラック補修施工前

---



---



---



---



---



---



---



---



塀クラック補修施工前

---



---



---



---



---



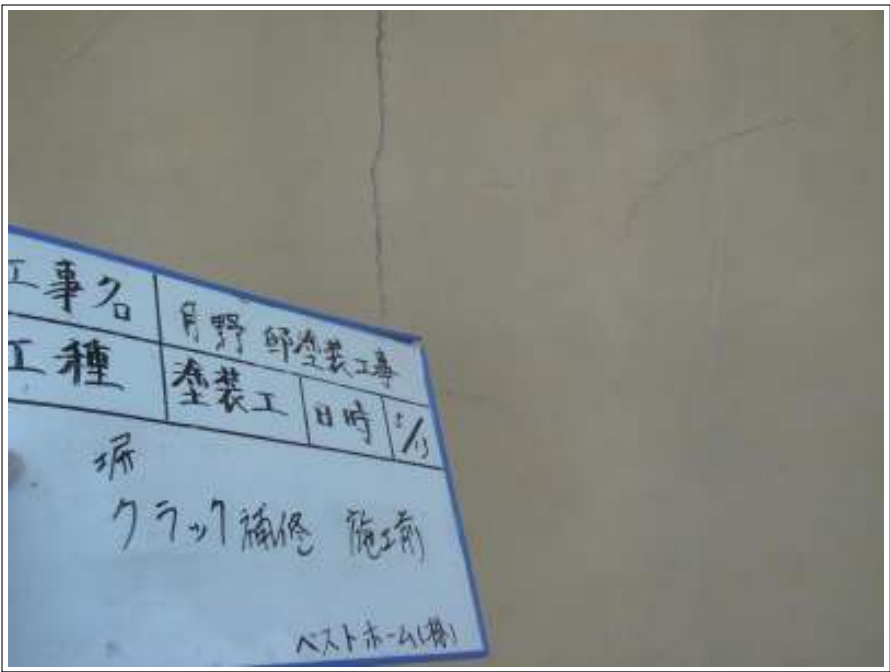
---



---



---



塀クラック補修施工前

---

---

---

---

---

---

---

---



塀クラック補修施工前

---

---

---

---

---

---

---

---



塀クラック補修施工前

---

---

---

---

---

---

---

---



塀クラック補修施工前

---



---



---



---



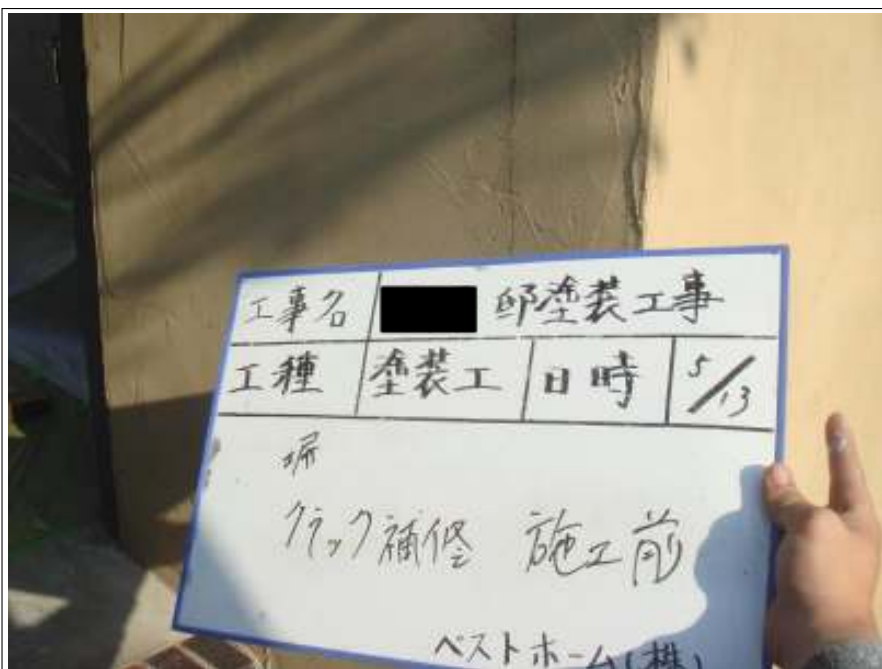
---



---



---



塀クラック補修施工前

---



---



---



---



---



---



---



塀クラック補修施工前

---



---



---



---



---



---



---



塀クラック補修施工前

---

---

---

---

---

---

---

---



塀クラック補修施工前

---

---

---

---

---

---

---

---



塀クラック補修施工状況

---

---

---

---

---

---

---

---



塀クラック補修施工中

---

---

---

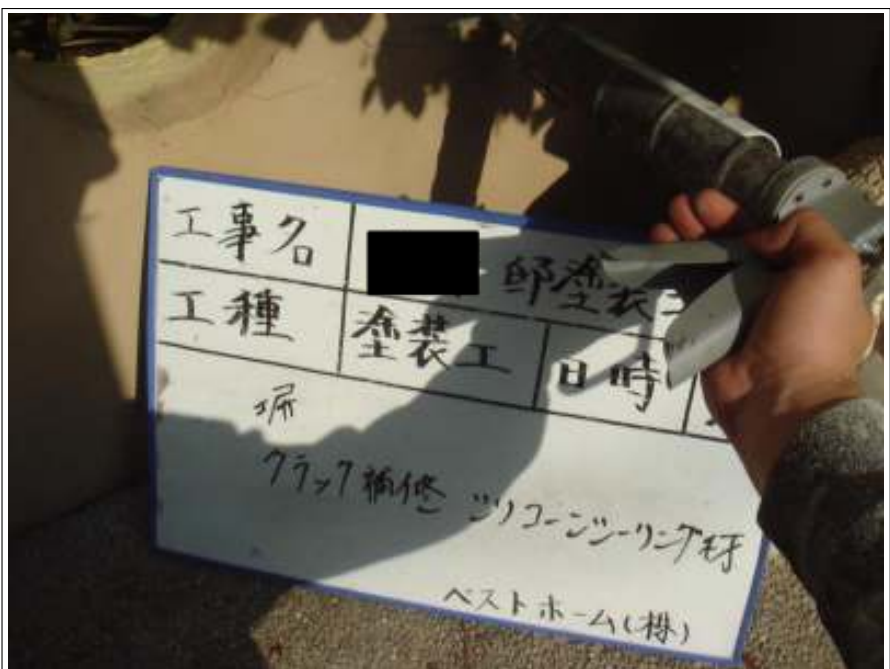
---

---

---

---

---



塀クラック補修施工状況

---

---

---

---

---

---

---

---



塀クラック補修施工中

---

---

---

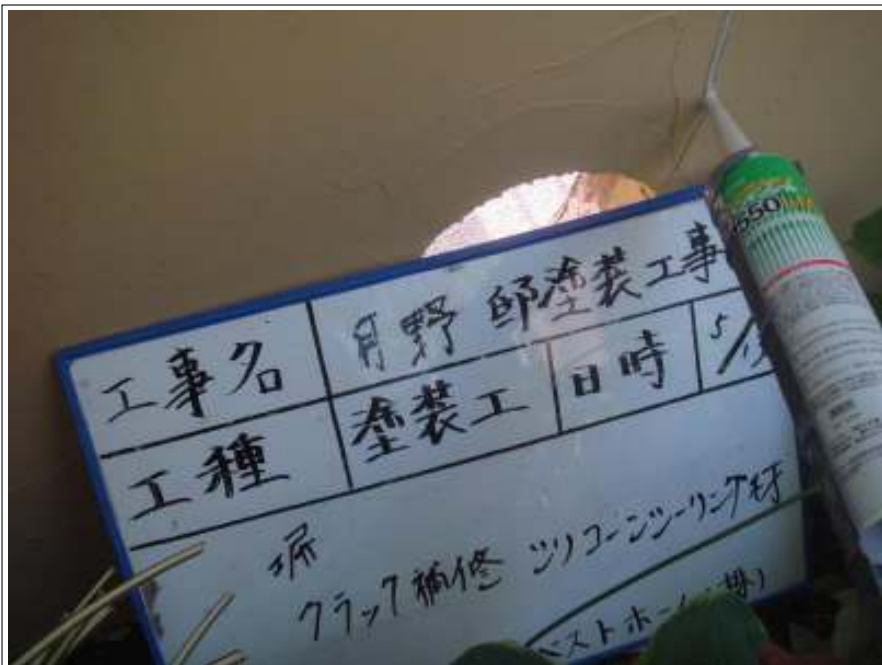
---

---

---

---

---



塀クラック補修施工状況

---

---

---

---

---

---

---

---



塀クラック補修施工中

---

---

---

---

---

---

---

---



塀クラック補修施工状況

---

---

---

---

---

---

---

---



塀クラック補修施工中

---

---

---

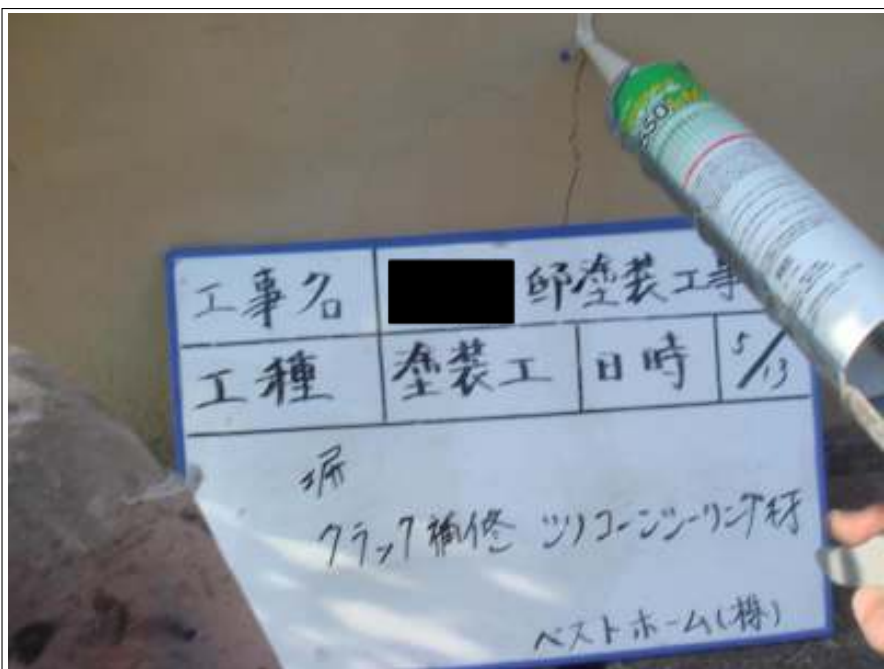
---

---

---

---

---



塀クラック補充施工状況

---

---

---

---

---

---

---

---



塀クラック補修施工中

---

---

---

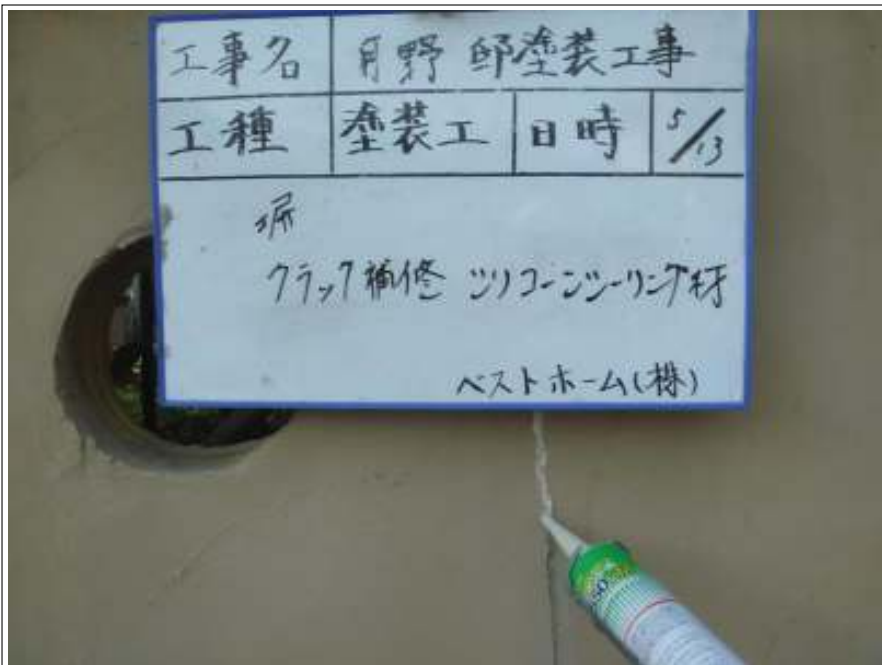
---

---

---

---

---



塀クラック補修施工状況

---

---

---

---

---

---

---

---

---

---



塀クラック補修施工中

---

---

---

---

---

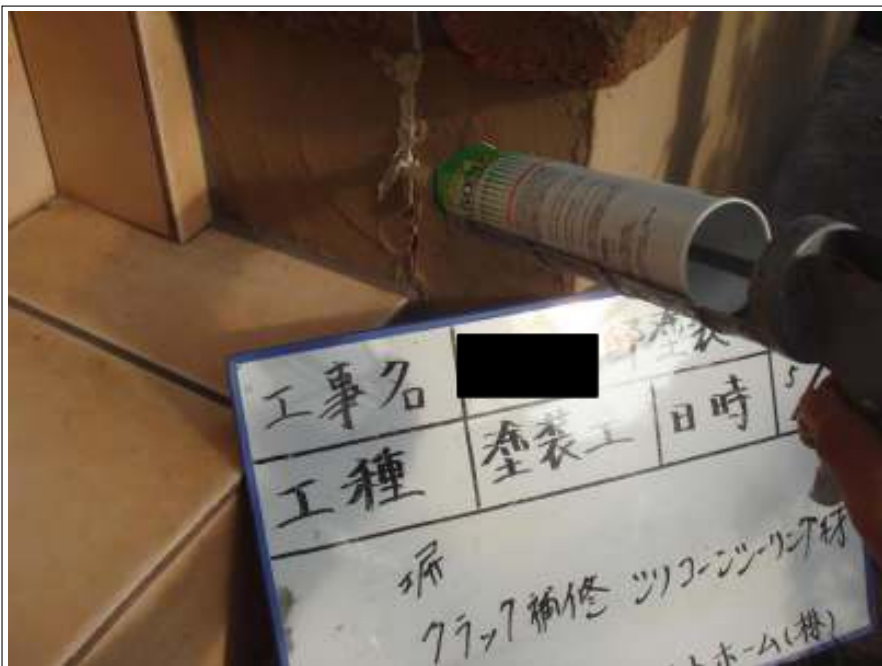
---

---

---

---

---



塀クラック補修施工状況

---

---

---

---

---

---

---

---

---

---



塀クラック補修施工中

---

---

---

---

---

---

---

---



塀クラック補修施工状況

---

---

---

---

---

---

---

---



塀クラック補修施工中

---

---

---

---

---

---

---

---



塀クラック補修施工状況

---

---

---

---

---

---

---

---



塀クラック補修施工中

---

---

---

---

---

---

---

---



塀クラック補修施工完了

---

---

---

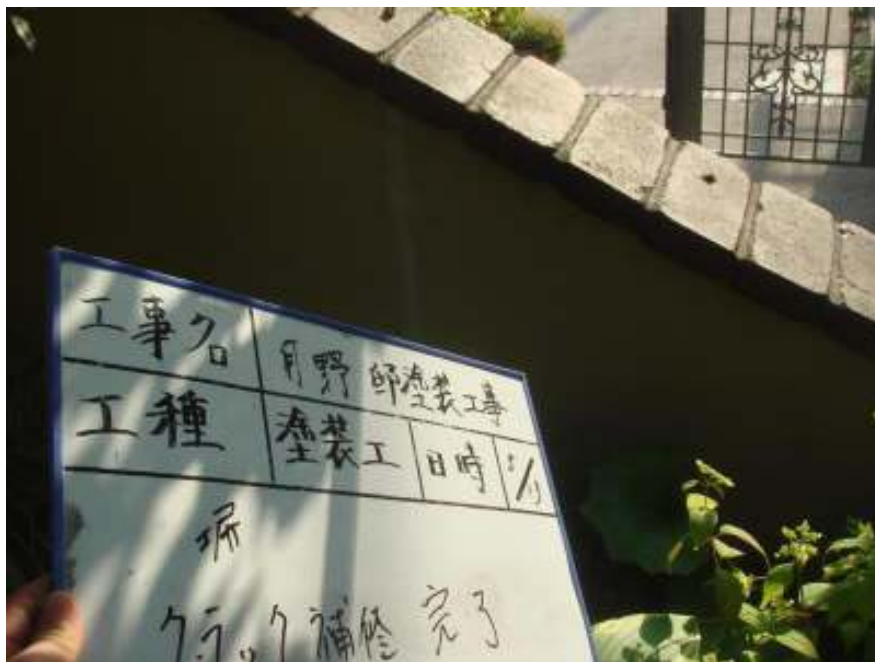
---

---

---

---

---





塀クラック補修施工完了

---

---

---

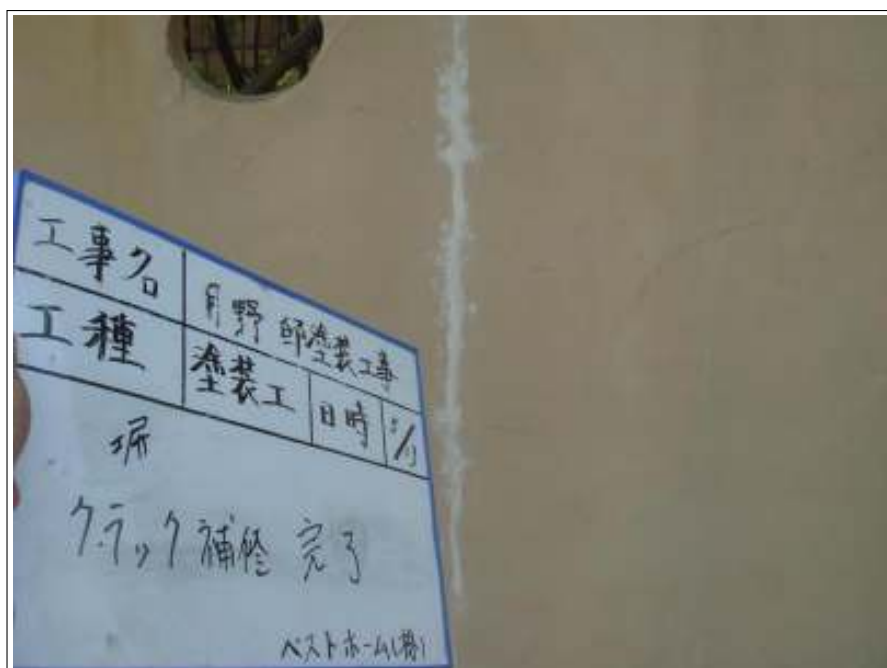
---

---

---

---

---



塀クラック補修施工完了

---

---

---

---

---

---

---

---



塀クラック補修施工完了

---

---

---

---

---

---

---

---



外塀上塗り施工状況 (1回目)

---

---

---

---

---

---

---

---



外塀上塗り施工中 (1回目)

---

---

---

---

---

---

---

---



外塀上塗り施工完了 (1回目)

---

---

---

---

---

---

---

---



外塀上塗り施工状況 (2回目)

---

---

---

---

---

---

---

---



外塀上塗り施工中 (2回目)

---

---

---

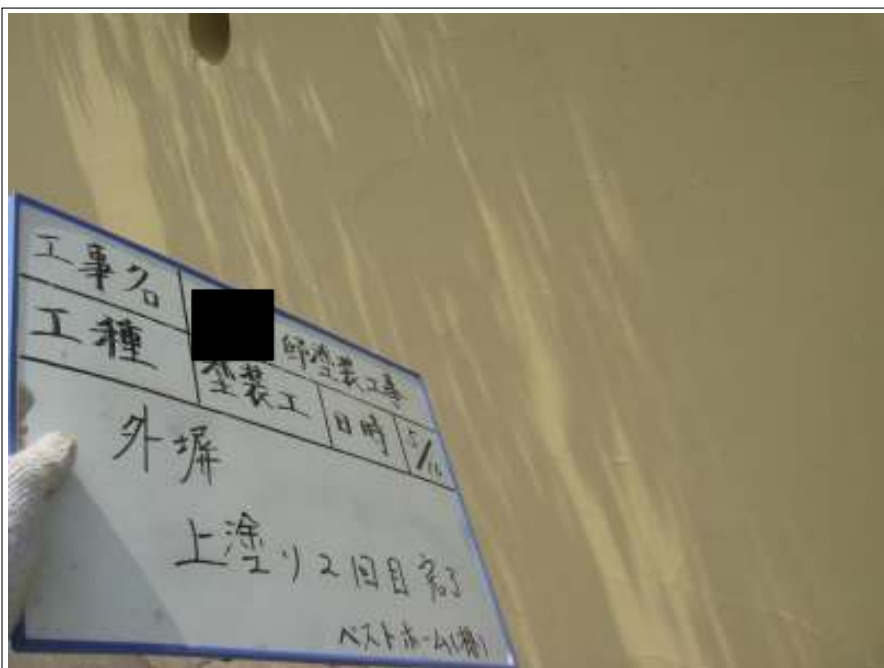
---

---

---

---

---



外塀上塗り施工完了 (2回目)

---

---

---

---

---

---

---

---



### 使用塗料缶

- ・ホワイトフィラーA
- ・マルチシーラー
- ・IRグロス (カレッジグリーン)
- ・EC2000 F (クエリー)



### モニエル瓦用下塗り塗料缶

- ・マルチシーラー



### 外壁用下塗り塗料缶

- ・ホワイトフィラーA



中塗り・上塗り塗料缶

・IRグロス (カレッジグリーン)



中塗り・上塗り塗料缶

・IRグロス (カレッジグリーン)



中塗り・上塗り塗料缶

・EC2000 F (クエリー)

