

# 工事写真報告書

工事番号 平成 28 年度

工事名 Y 様 邸

工事箇所 外壁・その他塗装工事

工事住所 飯塚市 楽市

工期 着手 平成 28 年 2 月 24 日

竣工 平成 28 年 3 月 13 日

工事施工者 ベストホーム株式会社



屋根 高圧洗浄 施工前

---

---

---

---

---

---

---

---



屋根 高圧洗浄 施工後

---

---

---

---

---

---

---

---



外壁 高圧洗浄 施工前

---

---

---

---

---

---

---

---



外壁 高圧洗浄 施工中

---

---

---

---

---

---

---

---



外壁 高圧洗浄 施工後

---

---

---

---

---

---

---

---



土間 高圧洗浄 施工前

---

---

---

---

---

---

---

---



土間 高圧洗浄 施工後

---

---

---

---

---

---

---

---



軒天塗装 施工前

---

---

---

---

---

---

---

---



軒天塗装（1回目）施工中

---

---

---

---

---

---

---

---



軒天塗装（2回目）施工中

---

---

---

---

---

---

---

---



軒天塗装 施工完了

---

---

---

---

---

---

---

---



外壁 施工前

---

---

---

---

---

---

---

---



外壁 バリアー 施工中

---

---

---

---

---

---

---

---

---

---



外壁 下塗り (刷り込み) 施工中

---

---

---

---

---

---

---

---

---

---



外壁 下塗り施工中

---

---

---

---

---


---

---

---

---

---



外壁 中塗り施工中

---

---

---

---

---

---

---

---



外壁 上塗り施工中

---

---

---

---

---

---

---

---



外壁 施工完了

---

---

---

---

---

---

---

---



横樋 施工前

---

---

---

---

---

---

---

---

---

---



横樋 ケレン施工中

---

---

---

---

---

---

---

---

---

---



横樋 バリヤー施工中

---

---

---

---

---

---

---

---

---

---



横樋 中塗り施工中

---

---

---

---

---

---

---

---



横樋 上塗り施工中

---

---

---

---

---

---

---

---



横樋 施工完了

---

---

---

---

---

---

---

---



縦樋 施工前

---

---

---

---

---

---

---

---



縦樋 ケレン施工中

---

---

---

---

---

---

---

---



縦樋 バリヤー施工中

---

---

---

---

---

---

---

---



縦樋 中塗り施工中

---

---

---

---

---

---

---

---



縦樋 上塗り施工中

---

---

---

---

---

---

---

---



縦樋 施工完了

---

---

---

---

---

---

---

---



雨戸 施工前

---

---

---

---

---

---

---

---

---

---



雨戸 ケレン施工中

---

---

---

---

---

---

---

---

---

---



雨戸 中塗り施工中

---

---

---

---

---

---

---

---

---

---



雨戸 上塗り施工中

---

---

---

---

---

---

---

---



雨戸 施工完了

---

---

---

---

---

---

---

---



シャッター 施工前

---

---

---

---

---

---

---

---



シャッター 施工中

---

---

---

---

---

---

---

---



シャッター 施工完了

---

---

---

---

---

---

---

---



配管 施工前

---

---

---

---

---

---

---

---



配管 ケレン施工中

---

---

---

---

---

---

---

---



配管 中塗り施工中

---

---

---

---

---

---

---

---



配管 上塗り施工中

---

---

---

---

---

---

---

---



配管 施工完了

---

---

---

---

---

---

---

---



ダクトカバー 施工前

---

---

---

---

---

---

---

---



ダクトカバー ケレン施工中

---

---

---

---

---

---

---

---



ダクトカバー 中塗り施工中

---

---

---

---

---

---

---

---



ダクトカバー 上塗り施工中

---

---

---

---

---

---

---

---



ダクトカバー 施工完了

---

---

---

---

---

---

---

---



水切り 施工前

---

---

---

---

---

---

---

---



水切り 施工中

---

---

---

---

---

---

---

---



水切り 施工完了

---

---

---

---

---

---

---

---



外壁 下塗り使用材料

ホワイトフィラー

---

---

---

---

---

---

---

---



外壁 上塗り使用材料

超低汚染リファイン1000Si-IR

色：8095 ミッドビスケット

---

---

---

---

---

---

---

---



付帯塗装 使用材料

FTコート

色：39-30 D

22-60 C

---

---

---

---

---

---

---

---



防カビ材 使用材料

アステックプラスS

---

---

---

---

---

---

---

---



防カビ材 使用材料

バリアー

ローラー

---

---

---

---

---

---

---

---



使用材料空缶

ホワイトフィルター

---

---

---

---

---

---

---

---



使用材料空缶

超低汚染リファイン1000Si-IR

---

---

---

---

---

---

---

---



使用材料空缶

アステックプラスS

---

---

---

---

---

---

---

---

---

---

---




---

---

---

---

---



A series of horizontal lines for writing, arranged in three groups of seven lines each, corresponding to the three drawing boxes on the left.